




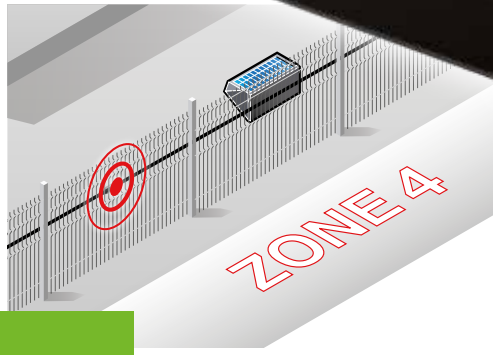
Perimeter Detection Systems

# G-FENCE

Fence shock detection system



- **Precise localization to 3 m (9.8 ft)**
- **Up to 3200 m (2 miles) of protection per system**



**Intrusion Localization**

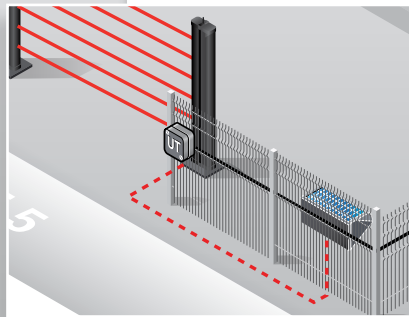


**G-FENCE** detects all attempts to cut, to climb and to pull out the fence on which it is installed. It ignores fence disturbances caused by meteorological phenomenon (rain, wind) or vibrations caused by vehicles...

## Solar Energy

- **Integrated solar panel** (Solaris technology)
- **Intrusion detection algorithms**
- **Up to 200 m (656 ft) of protection per Control Unit**
- **2 auxiliary inputs per Control Unit for external alarms**

Control Unit  
- UG -

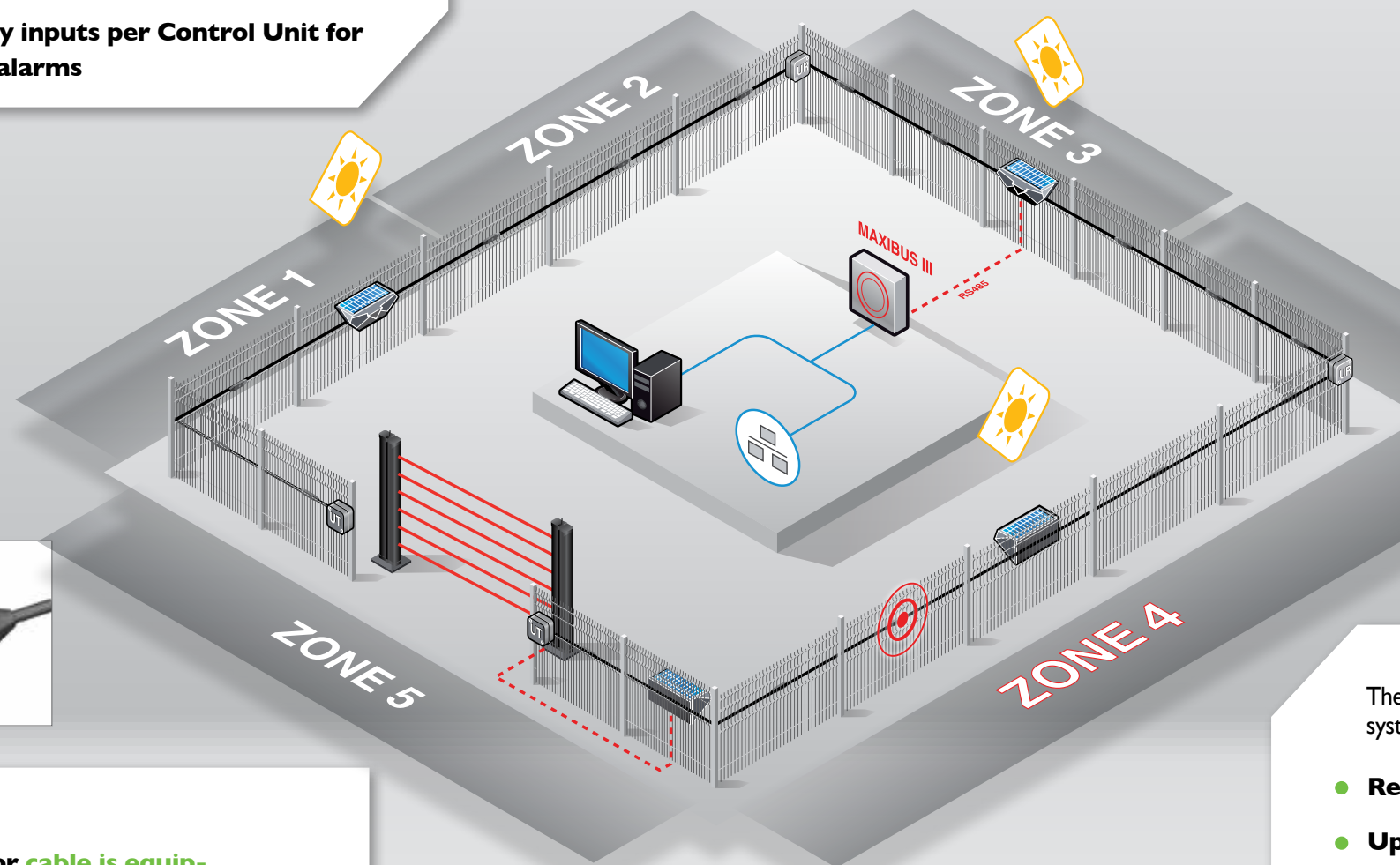


## Integrated Cartography

Graphic software for configuration and maintenance




- **Simple and user friendly creation of the detection zones (up to 128 zones)**
- **Up to 1000 event log history**
- **Visualization and localization of the intrusions**



## Maxibus III G-Fence

The MAXIBUS III G-FENCE is equipped with an Ethernet connection. Each system can be configured locally or remotely thanks to its web server.

- **Remote configuration software included**
- **Up to 136 relay outputs**
- **Access protected by password**



Detector cable

- **Each sensor integrated along the detector cable is equipped with its own signal processing algorithm, distributing the intelligence the entire length of the cable.**
- **Auto-calibration of the sensors that automatically adapt themselves to the structure**

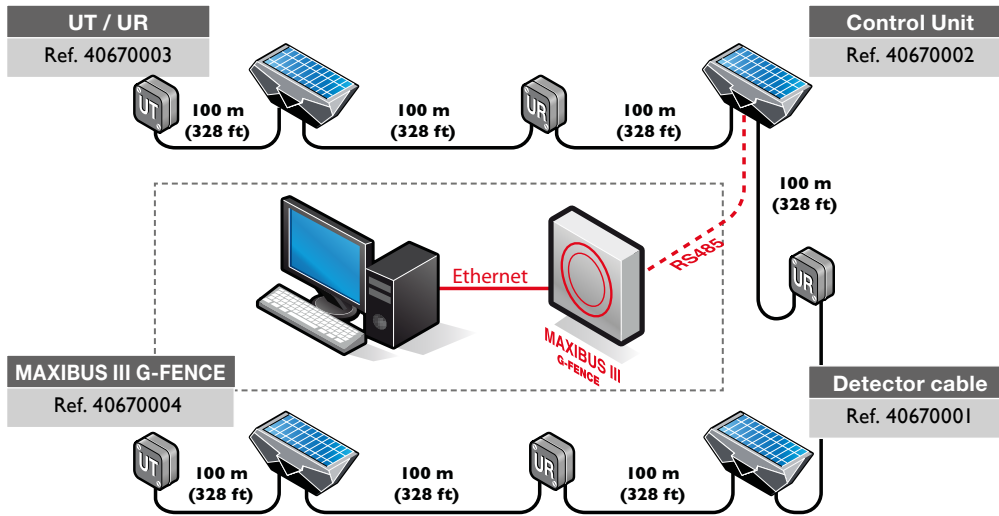
## Distributed Intelligence



Link Unit  
- UR -  
Termination Unit  
- UT -

- **Easy wiring : standard electric connections**
- **Strong cable resistant to bending and traction**
- **Localization of cut cable to within 3m (9,8 ft)**

## Simple Installation and Maintenance



### Accessories


Ref. 40670004	MAXIBUS III G-FENCE – 8 alarm outputs – 1 to 8 extension cards. Graphic software for configuration and maintenance included.
Ref. 35588419	8 relays extension card (installed in the factory)
Ref. 30580007	8 relays extension card KIT (for an existing site)
Ref. 81100081	Power supply 110/230Vac 50/60Hz 13.6Vdc/2.2A with battery holder for MAXIBUS III G-FENCE
Ref. 35145000	Battery 12V 1.2Ah for power supply 81100081

### Technical specifications

<b>Power supply</b>	Solar panel and battery pack in each Control Unit (UG)		
<b>Alarm information</b>	Control Unit (UG)	Detection zones	System
	<ul style="list-style-type: none"> <li>• Tamper</li> <li>• Low battery</li> <li>• Auxiliary input contact AUX.1</li> <li>• Auxiliary input contact AUX.2</li> </ul>	1 intrusion per detection zone	Cutting of cable
<b>Alarm outputs</b>	<ul style="list-style-type: none"> <li>• 136 relays</li> <li>• RS485 port, ModBus protocol</li> <li>• IP connection, ModBusTCP protocol</li> </ul>		
<b>Operating temperature</b>	-40°C to +70°C (-40°F to +158°F)		
<b>Electromagnetic compatibility</b>	Compliance with European standards (label CE)		

<b>Maximum number of Control Unit per MAXIBUS III G-FENCE</b>	16
<b>Maximum length of a detector cable</b>	100 m (328 ft)
<b>Maximum protection per Control Unit</b>	200 m (656 ft)
<b>Maximum length of protection per MAXIBUS III G-FENCE</b>	3200 m (2 miles)

### Seal of the retailer



In order to continuously ensure the high standard of quality and performance of our products, we reserve the right to modify the present technical data without notification.

